

July 2022

The North/Far North Center of Excellence is sharing a quarterly bulletin of findings on jobs postings, unemployment, industry measures, and other real-time data. Some data points that we have traditionally used do not reflect the current economic disruption due to COVID-19.

[READ ARCHIVED ECONOMIC BULLETINS HERE](#)

[SUBSCRIBE TO THE ECONOMIC UPDATE HERE](#)

SUMMARY

This edition of the COE economic update features analysis of unemployment, labor force, industry sector employment, and jobs postings data. It also includes a summary of recent reports.

Research for the July 2022 economic update indicates that the North/Far North region has experienced a strong recovery in most sectors and expansion of a few. The region, like much of the nation, has historic low unemployment. Unemployment rates are below pre-pandemic levels. The data do not yet indicate a cooling labor market or layoffs. Key findings are as follows:

- In May, the Greater Sacramento (North) region had an average unemployment rate of 3.0%. In the Far North, the average rate declined to 3.5%. The rate in California was 3.8%.
- The North region's labor force has risen steadily during the second half of 2021 and first half of 2022. In May, the labor force for the North was 3.3% larger than in January 2018. By contrast, the Far North's labor force was 3.2% smaller than in January 2018.
- Most sectors in the North/Far North have recovered from job losses experienced during the pandemic. Retail, government, and health care were resilient, but did not grow.
- Hospitality has made a remarkable comeback, regaining most of the job losses from the pandemic. In May, the Far North had 3.0% more jobs in the sector than in January 2020. In the North, the sector had 4.6% fewer jobs than in January 2020. The figures are dramatically higher than at the same time in 2021.
- Construction and transportation and logistics have seen significant growth over pre-pandemic employment levels. Between January 2020 and May 2020, construction's employment total increased 13.6% in the North and 19.0% in the Far North. The transportation and logistics sector's employment total increased 10.5% in the North and 14.6% in the Far North. Manufacturing's employment total increased 7.9% in the Far North.
- A quarterly analysis of jobs postings volumes shows that in many sectors these volumes continue to increase beyond pre-pandemic levels. In recent quarters, many sectors routinely had 20% to 50% higher postings volumes than before the pandemic. The increase is one indicator of hiring challenges.

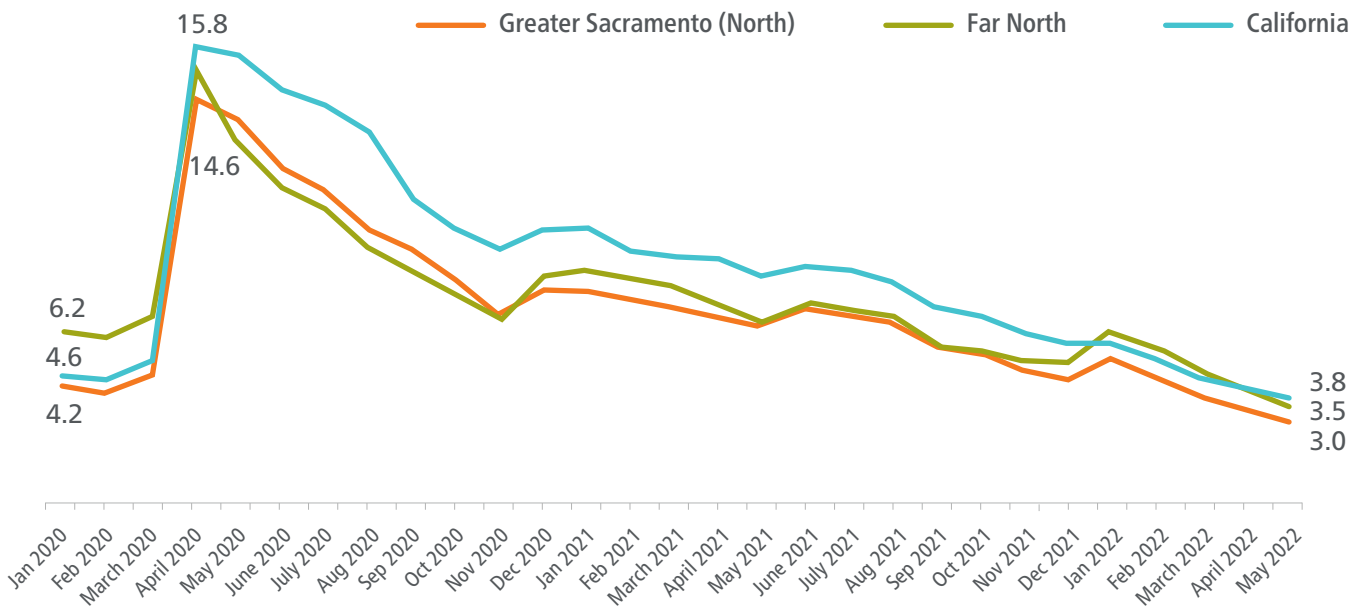


UNEMPLOYMENT AND LABOR FORCE TRENDS

Unemployment

Unemployment rates continued to drop in the first five months of 2022 in the North/Far North region and have dipped below the historic lows of the months preceding the pandemic (Exhibit 1). Unemployment rates have not yet shown a reaction to downturns in the market caused by supply chain bottlenecks, inflation, and increasing interest rates. In May, in the Greater Sacramento region, the average unemployment rate was 3.0%. In the Far North, the average rate declined to 3.5%. The rate in California was 3.8%.

Exhibit 1. Unemployment rates (%), Greater Sacramento (North) and Far North subregions and California, selected months, January 2020–May 2022



Source: California Employment Development Department, Labor Market Information Division (LMID), Labor Force and Unemployment, <https://www.labormarketinfo.edd.ca.gov/data/unemployment-and-labor-force.html>.

Note: Unemployment rates are averaged across the counties of each subregion.



Exhibits 2 and 3 display the unemployment rates for selected counties in the North/Far North region immediately before the pandemic (January 2020), at the height of closures (April 2020), and this spring (May 2022). In May, many counties had unemployment rates below 3%. Most counties in the North/Far North region had unemployment rates 1.3% to 2.8% lower than rates in January 2020.

Exhibit 2. Unemployment rates (%) and percent change, Greater Sacramento (North) subregion by county, January 2020–May 2022

| County | Jan 2020 | April 2020 | May 2022 | % change Jan 2020 to May 2022 | % change April 2020 to May 2022 |
|-------------------|----------|------------|----------|-------------------------------|---------------------------------|
| El Dorado | 3.8 | 15.5 | 2.4 | -1.4 | -13.2 |
| Nevada | 3.7 | 15.4 | 2.5 | -1.3 | -13.0 |
| Placer | 3.3 | 13.2 | 2.1 | -1.3 | -11.2 |
| Sacramento | 4.0 | 14.9 | 3.1 | -0.8 | -11.8 |
| Sutter | 9.1 | 17.7 | 5.4 | -3.6 | -12.3 |
| Yolo | 5.1 | 11.8 | 2.9 | -2.2 | -8.9 |
| Yuba | 7.3 | 16.3 | 4.5 | -2.8 | -11.8 |

Source: California Employment Development Department, Labor Market Information Division (LMID), Labor Force and Unemployment, <https://www.labormarketinfo.edd.ca.gov/data/unemployment-and-labor-force.html>.

Exhibit 3. Unemployment rates (%) and percent change, Far North subregion by county, January 2020–May 2022

| County | Jan 2020 | April 2022 | May 2022 | % change Jan 2020 to May 2022 | % change April 2020 to May 2022 |
|------------------|----------|------------|----------|-------------------------------|---------------------------------|
| Butte | 5.6 | 16.0 | 3.3 | -2.3 | -12.6 |
| Del Norte | 6.7 | 14.5 | 4.1 | -2.6 | -10.4 |
| Humboldt | 4.1 | 15.3 | 2.8 | -1.2 | -12.4 |
| Lake | 6.3 | 16.0 | 3.8 | -2.4 | -12.2 |
| Mendocino | 4.9 | 15.6 | 2.9 | -2.0 | -12.7 |
| Shasta | 5.6 | 15.7 | 3.4 | -2.2 | -12.3 |
| Siskiyou | 8.5 | 15.6 | 4.3 | -4.2 | -11.3 |
| Trinity | 7.1 | 13.3 | 3.2 | -3.9 | -10.1 |

Source: California Employment Development Department, Labor Market Information Division (LMID), Labor Force and Unemployment, <https://www.labormarketinfo.edd.ca.gov/data/unemployment-and-labor-force.html>.

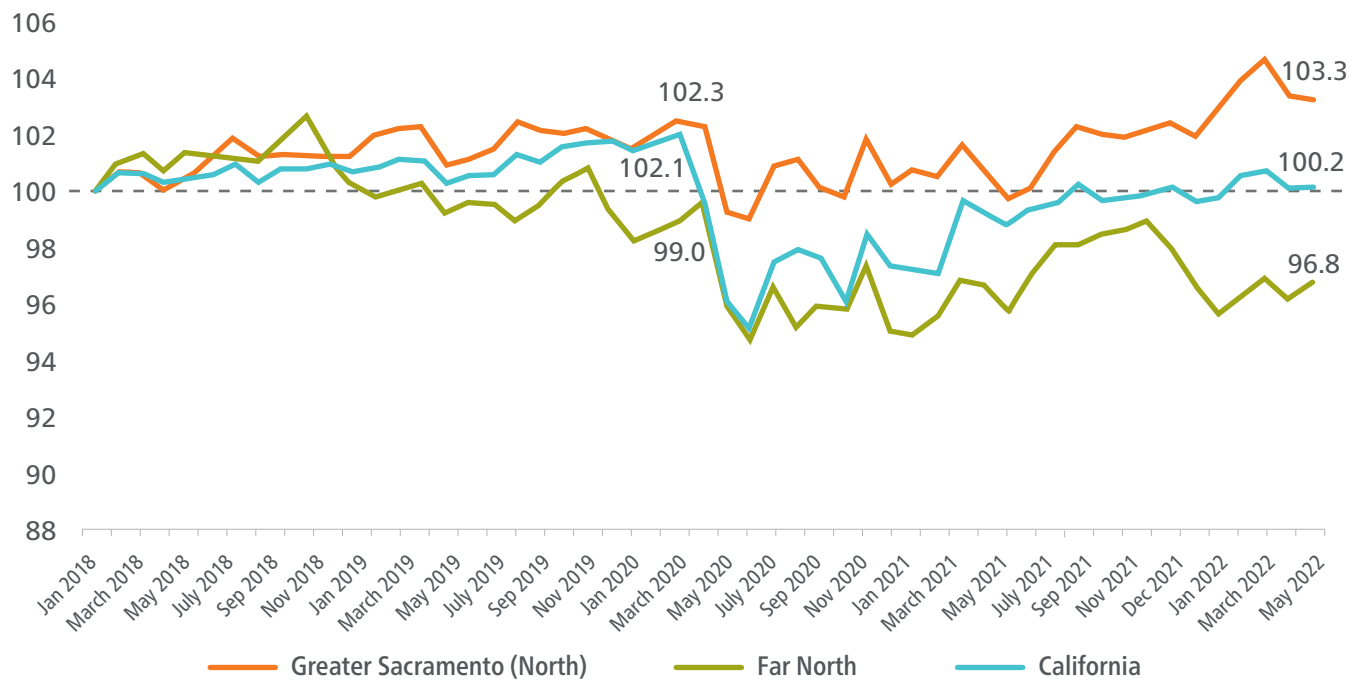


Labor force


After experiencing ups and downs through the first half of 2021, the Greater Sacramento (North) region’s labor force grew steadily during the second half of 2021 and first half of 2022 (Exhibit 4). In May, the North’s labor force was 3.3% larger than in January 2018 and 1.0% larger than in March 2020.

California and the Far North experienced labor force reductions with the onset of the pandemic. The Far North’s labor force had partially recovered by mid-2021, but it shrank again at the end of 2021. Overall, the subregion has not regained the labor force numbers it lost during the pandemic. In May, the Far North’s labor force was 3.2% smaller than in January 2018.

Exhibit 4. Civilian labor force, North/Far North subregions and California, monthly trend, January 2018–May 2022 (indexed to January 2018)



Source: California Employment Development Department, Labor Market Information Division (LMID), Labor Force and Unemployment, <https://www.labormarketinfo.edd.ca.gov/data/unemployment-and-labor-force.html>.

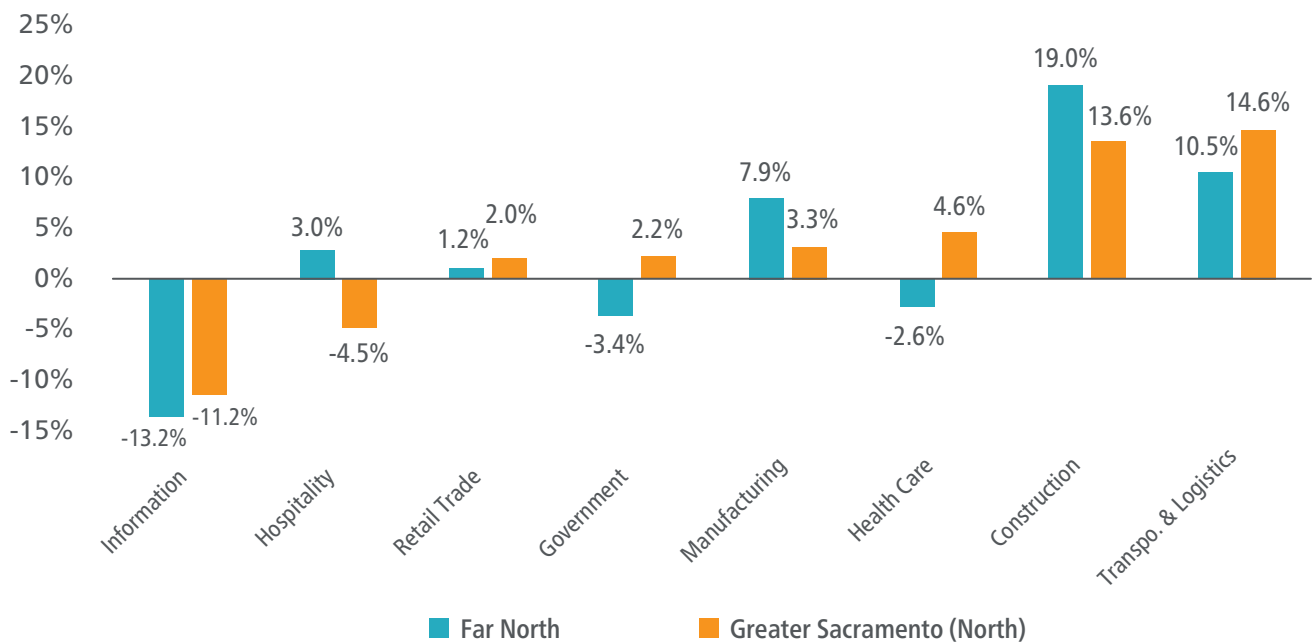


INDUSTRY TRENDS

Between January 2020 and May 2022 in the Greater Sacramento (North) subregion, job numbers in retail trade, government, manufacturing, and health care were between 2% and 5% above pre-pandemic employment levels (Exhibit 5). Jobs numbers surpassed January 2020 levels by 13.6% in construction and by 14.6% in transportation and logistics. Compared with January 2020 levels, jobs numbers in the hospitality sector remain 4.5% lower and in the information sector, 11.2% lower.

With a few notable exceptions, industry trends in the Far North are similar to those in the Greater Sacramento (North) subregion. Compared with January 2020 employment levels, May 2022 employment levels in the subregion’s hospitality sector are 3% higher. In the manufacturing sector, they are 7.9% higher, and in the construction sector, they are 19% higher. But they are lower in government (-3.4%) and health care (-2.6%).

Exhibit 5. Percentage change in employment, North/Far North subregions, January 2020–May 2022

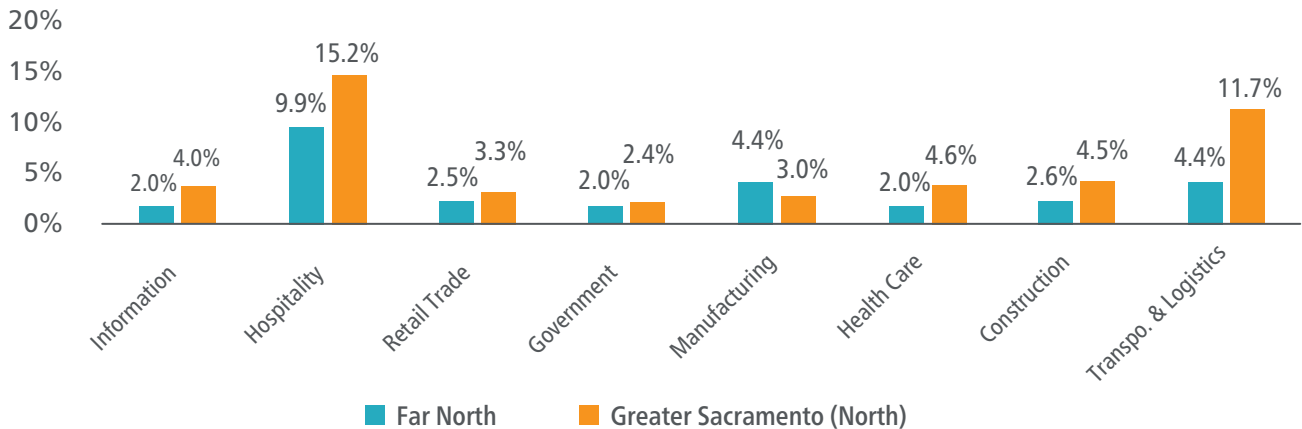


Sources: Employment data—California Employment Development Department, Labor Market Information Division, Current Employment Statistics (CES), <https://www.labormarketinfo.edd.ca.gov/cgi/dataanalysis/areaselection.asp?tablename=ces>.



Employment levels increased across the economy in the North/Far North between May 2021 and May 2022 (Exhibit 6). The gains were largest in the hospitality sector, where employment levels increased by 9.9% in the Far North and by 15.2% in the Greater Sacramento (North). Employment levels in transportation and logistics grew by 4.4% in the Far North and by 11.7% in the North. In all other analyzed sectors, they grew between 2.0% and 4.6%.

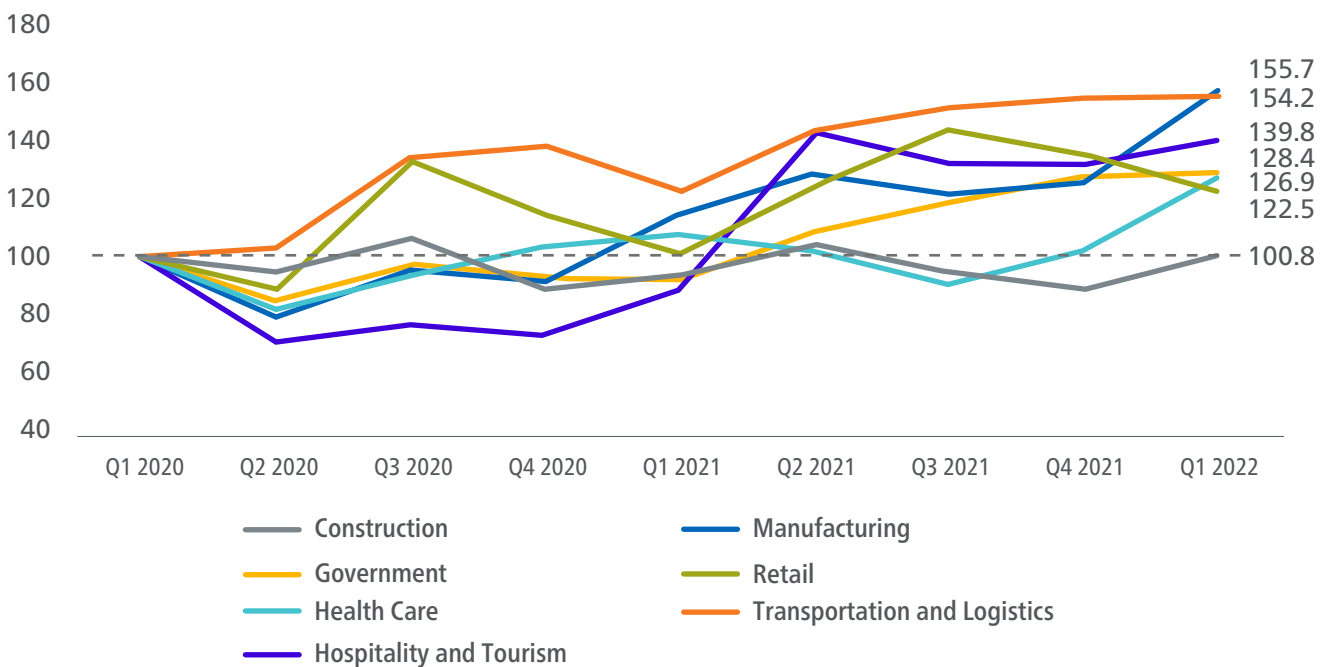
Exhibit 6. Percentage change in employment, North/Far North subregions, May 2021–May 2022



Sources: Employment data—California Employment Development Department, Labor Market Information Division, Current Employment Statistics (CES), <https://www.labormarketinfo.edd.ca.gov/cgi/dataanalysis/areaselection.asp?tablename=ces>.

Exhibit 7 displays an index of quarterly job postings for key industry sectors (transportation and logistics, manufacturing, hospitality and tourism, government, health care, and retail) in the North/Far North region. In several sectors, jobs postings volumes increased throughout 2021; in Q1 2022 they were 22.5% to 55.7% higher than in Q1 2020. Jobs postings volumes in construction experienced seasonal increases but remained consistent between Q1 2020 and Q1 2022.

Exhibit 7. Job postings volume trends in the North/Far North region, by industry sector, Q1 2020–Q1 2022 (indexed to Q1 2020)



Source: Burning Glass, Labor Insight.

REPORT SPOTLIGHTS AND NEWS

Artificial Intelligence (A.I.) labor market analysis in the Greater Sacramento subregion

In May 2022, the North Center of Excellence released a labor market analysis for artificial intelligence, or A.I., a field for which the Bureau of Labor Statistics has no well-defined occupations. Two occupations commonly found in the field are software developer and data scientist. Over the next five years, 965 annual openings for these two occupations are projected in the North (Greater Sacramento) subregion. Most of these openings will be for software developers.

In addition to traditional and real-time labor market data, the analysis examines A.I. skill demand and the top occupations using A.I. skills in the Greater Sacramento region. It reveals low demand for workers with these skill sets. In the last 12 months, 716 online jobs postings requested A.I. skill sets. And these postings were concentrated in occupations that typically required at least a bachelor's degree.

Real estate labor market analysis in the Greater Sacramento subregion

The North Center of Excellence released a report on real estate occupations in the Greater Sacramento subregion in May 2022. The analysis found significant demand for real estate occupations, especially property managers and real estate agents, over the next five years. In the North (Greater Sacramento) subregion, 1,029 annual openings for real estate jobs are projected through 2025.

Although demand is particularly high for real estate occupations in the Greater Sacramento area, the North COE cautions community colleges about pursuing new real estate training programs. Real estate training, in various modalities, is available through multiple private postsecondary training providers in California, and supply information for this training is extremely limited or unavailable. Supply data are available only for community colleges. As a result, the supply gap (the difference between demand and supply) may be overestimated.

To review COE reports, please visit the Greater Sacramento and Far North sections of the COE website:

VISIT [GREATER SACRAMENTO COE WEBPAGE](#)

VISIT [FAR NORTH COE WEBPAGE](#)



JOBS POSTINGS DETAIL

Presented here are detailed jobs postings data for the top employers, occupations, and skills in selected sectors in the North/Far North subregions from March 18, 2022, to June 15, 2022. Sector definitions come from existing industry crosswalks and the closest available sector information.

How to use the data:

- Top employers are potential industry partners for implementing targeted workforce development strategies.
- Top occupations, especially those shared by multiple priority sectors, highlight opportunities for developing new career education programs. Please note that occupations have not been filtered for educational requirements.
- Top skills present opportunities for further workforce development, but with a focus on skills development. These most-in-demand skills can be incorporated into existing coursework or built into new programs. Frequently requested skills, especially those listed in multiple priority sectors, may also suggest short-term certificate development areas.
- Priority sectors illuminate opportunities for cross-sector collaborations with multiple regional directors and industry partners.

Click on the content links to jump to detailed jobs postings data for the following sectors:

[Agriculture, water, and environmental technology](#)

[Hospitality and tourism](#)

[Construction](#)

[Manufacturing](#)

[Government \(public administration\)](#)

[Transportation and logistics](#)

[Health care and social assistance](#)

If you would like to explore a particular occupation or skill, please contact the North/Far North Center of Excellence.



Agriculture, water, and environmental technology (AgWET)

Exhibit 8. AgWET jobs postings detail, Greater Sacramento (North) subregion, March 18, 2022–June 15, 2022 (n = 4,820 jobs postings)

| Top 10 Employers | Top 10 Occupations | Top 10 Specialized Skills |
|---|---|--|
| <ul style="list-style-type: none"> Accenture Sysco Corporation United Natural Foods Trugreen Hawx Services, Llc Core-Mark Cascade Csd Interpreting Services Banfield Pet Hospital Crossmark | <ul style="list-style-type: none"> Sales Representatives, Wholesale and Manufacturing, Except Technical and Scientific Products Janitors and Cleaners, Except Maids and Housekeeping Cleaners Marketing Managers Pest Control Workers Landscaping and Groundskeeping Workers Market Research Analysts and Marketing Specialists Customer Service Representatives Veterinarians Laborers and Freight, Stock, and Material Movers, Hand Heavy and Tractor-Trailer Truck Drivers | <ul style="list-style-type: none"> Customer Service Sales Cleaning Scheduling Customer Contact Repair Market Research Budgeting Project Management Lifting Ability |

Source: Burning Glass, Labor Insight.

Note: AgWET = NAICS 11, 21, 311, 312, 321, 322, 4238, 4244, 4245, 4249, 4452, 5416, 5419, 5617, 5629, 712130, 712190.

Exhibit 9. AgWET jobs postings detail, Far North subregion, March 18, 2022–June 15, 2022 (n = 521 jobs postings)

| Top 10 Employers | Top 10 Occupations | Top 10 Specialized Skills |
|--|--|--|
| <ul style="list-style-type: none"> Forest Service Sysco Corporation Mendocino Redwood Company, Llc Crossmark Axiom Corporation Vintage Wine Estates Kantar Group Trugreen Healthcare Services Group, Inc Premium Retail Services | <ul style="list-style-type: none"> Merchandise Displayers and Window Trimmers Janitors and Cleaners, Except Maids and Housekeeping Cleaners Sales Representatives, Wholesale and Manufacturing, Except Technical and Scientific Products Veterinarians Heavy and Tractor-Trailer Truck Drivers Secretaries and Administrative Assistants, Except Legal, Medical, and Executive Retail Salespersons Pest Control Workers Managers, All Other Customer Service Representatives | <ul style="list-style-type: none"> Cleaning Customer Service Scheduling Sales Repair Vaccination Merchandising Customer Contact Budgeting Forklift Operation |

Source: Burning Glass, Labor Insight.

Note: AgWET = NAICS 11, 21, 311, 312, 321, 322, 4238, 4244, 4245, 4249, 4452, 5416, 5419, 5617, 5629, 712130, 712190.

Construction

Exhibit 10. Construction jobs postings detail, Greater Sacramento (North) subregion, March 18, 2022–June 15, 2022 (n = 2,316 jobs postings)

| Top 10 Employers | Top 10 Occupations | Top 10 Specialized Skills |
|---|--|--|
| <ul style="list-style-type: none"> • Northstar, Inc. • CDM Smith • Cornerstone Building Brands • HD Supply • Meritage Homes • Villara Building Systems • Mastec, Inc. • Goodleap • Bureau of Land Management • Lennar Corporation | <ul style="list-style-type: none"> • Construction Managers • Construction Laborers • Maintenance and Repair Workers, General • Civil Engineers • Sales Representatives, Wholesale and Manufacturing, Except Technical and Scientific Products • Heating and Air Conditioning Mechanics and Installers • Managers, All Other • Electricians • Secretaries and Administrative Assistants, Except Legal, Medical, and Executive • Retail Salespersons | <ul style="list-style-type: none"> • Scheduling • Project Management • Budgeting • Plumbing • Customer Service • Construction Management • Repair • HVAC • Sales • Quality Assurance and Control |

Source: Burning Glass, Labor Insight.
 Note: Construction = NAICS 23.

Exhibit 11. Construction jobs postings detail, Far North subregion, March 18, 2022–June 15, 2022 (n = 127 jobs postings)

| Top 10 Employers | Top 10 Occupations | Top 10 Specialized Skills |
|---|--|---|
| <ul style="list-style-type: none"> • D.R. Horton • Bureau of Land Management • Mendocino Redwood Company, Llc • Taylor Morrison • Vanir Construction Management, Inc. • Leafilter • Granite Construction Company • State of California • Northstar, Inc. • Global Building Services, Inc. | <ul style="list-style-type: none"> • Construction Managers • Electricians • Heating and Air Conditioning Mechanics and Installers • Plumbers • Rough Carpenters • Welders, Cutters, and Welder Fitters • Helpers, Construction Trades, All Other • Maintenance and Repair Workers, General • Engineering Technicians, Except Drafters, All Other • Cost Estimators | <ul style="list-style-type: none"> • Repair • Plumbing • Scheduling • Budgeting • Electrical Work • Construction Management • Customer Service • Project Management • Calculation • Carpentry |

Source: Burning Glass, Labor Insight.
 Note: Construction = NAICS 23.

Government (public administration)

Exhibit 12. Government jobs postings detail, Greater Sacramento (North) subregion, March 18, 2022–June 15, 2022 (n = 2,595 jobs postings)

| Top 10 Employers | Top 10 Occupations | Top 10 Specialized Skills |
|--|--|---|
| <ul style="list-style-type: none"> California Public Utilities Commission State of California County of El Dorado Placer County Guidehouse California Department of Housing and Community Development County of Sacramento US Customs and Border Protection Sacramento Municipal Utility District Department of Veterans Affairs | <ul style="list-style-type: none"> Managers, All Other Management Analysts Secretaries and Administrative Assistants, Except Legal, Medical, and Executive Immigration and Customs Inspectors Human Resources Specialists Compensation, Benefits, and Job Analysis Specialists Lawyers Medical and Health Services Managers Bookkeeping, Accounting, and Auditing Clerks Registered Nurses | <ul style="list-style-type: none"> Budgeting Scheduling Vaccination Staff Management Customer Service Project Management Public Health and Safety Business Administration Repair Spreadsheets |

Source: Burning Glass, Labor Insight.

Note: Government (public administration) = NAICS 92.

Exhibit 13. Government jobs postings detail, Far North subregion, March 18, 2022–June 15, 2022 (n = 801 jobs postings)

| Top 10 Employers | Top 10 Occupations | Top 10 Specialized Skills |
|---|---|--|
| <ul style="list-style-type: none"> County of Humboldt State of California Tehama County US Customs and Border Protection County Shasta Department of Veterans Affairs County of Mendocino County of Siskiyou County of Lake National Park Service | <ul style="list-style-type: none"> Immigration and Customs Inspectors Social Workers, All Other Office Clerks, General Correctional Officers and Jailers Managers, All Other Medical and Health Services Managers Police Patrol Officers Industrial Engineering Technicians Registered Nurses Lawyers | <ul style="list-style-type: none"> Vaccination Public Health and Safety Budgeting Scheduling Appointment Setting Litigation Rehabilitation Mental Health Staff Management Repair |

Source: Burning Glass, Labor Insight.

Note: Government (public administration) = NAICS 92.

Health care and social assistance

Exhibit 14. Health care and social assistance jobs postings detail, Greater Sacramento (North) subregion, March 18, 2022–June 15, 2022 (n = 24,348 jobs postings)

| Top 10 Employers | Top 10 Occupations | Top 10 Specialized Skills |
|---|--|--|
| <ul style="list-style-type: none"> • Careinhomes • Sutter Health • Dignity Health • Kaiser Permanente • UC Davis Health • Sutter Medical Center • Healthcare Travelers • Western Dental Services • Aya Healthcare • Adventist Health • Travel Healthcare | <ul style="list-style-type: none"> • Registered Nurses • Personal Care Aides • Medical and Health Services Managers • Licensed Practical and Licensed Vocational Nurses • Critical Care Nurses • Physical Therapists • Nurse Practitioners • Speech-Language Pathologists • Dental Assistants • Nursing Assistants | <ul style="list-style-type: none"> • Patient Care • Caregiving • Cardiopulmonary Resuscitation (CPR) • Scheduling • Treatment Planning • Meal Preparation • Advanced Cardiac Life Support (ACLS) • Acute Care • Customer Service • Home Health |

Source: Burning Glass, Labor Insight.

Note: Health care and social assistance = NAICS 62.

Exhibit 15. Health care and social assistance jobs postings detail, Far North subregion, March 18, 2022–June 15, 2022 (n = 8,510 jobs postings)

| Top 10 Employers | Top 10 Occupations | Top 10 Specialized Skills |
|--|--|--|
| <ul style="list-style-type: none"> • Adventist Health • Careinhomes • Sutter Health • Enloe Medical Center • Providence Health & Services • Sutter Medical Center • Prime Healthcare Services • Bluepipes • Healthcare Travelers • Dignity Health • MWIDM | <ul style="list-style-type: none"> • Registered Nurses • Physical Therapists • Personal Care Aides • Physicians and Surgeons, All Other • Internists, General • Family and General Practitioners • Critical Care Nurses • Licensed Practical and Licensed Vocational Nurses • Medical and Health Services Managers • Nurse Practitioners | <ul style="list-style-type: none"> • Patient Care • Advanced Cardiac Life Support (ACLS) • Cardiopulmonary Resuscitation (CPR) • Acute Care • Caregiving • Treatment Planning • Physical Therapy • Life Support • Surgery • Vaccines |

Source: Burning Glass, Labor Insight.

Note: Health care and social assistance = NAICS 62.

Hospitality and tourism

Exhibit 16. Hospitality and tourism jobs postings detail, Greater Sacramento (North) subregion, March 18, 2022–June 15, 2022 (n = 9,953 jobs postings)

| Top 10 Employers | Top 10 Occupations | Top 10 Specialized Skills |
|---|--|---|
| <ul style="list-style-type: none"> • Marriott International, Inc. • Vail Resorts Management Company • Starbucks Coffee Company • Taco Bell • Palisades Tahoe • Hilton Hotel Corporation • Ritz Carlton • Hyatt • Domino’s Pizza • California Family Fitness | <ul style="list-style-type: none"> • Food Service Managers • Waiters and Waitresses • Combined Food Preparation and Serving Workers, Including Fast Food • Cooks, Restaurant • First-Line Supervisors of Food Preparation and Serving Workers • Dishwashers • Maids and Housekeeping Cleaners • Hotel, Motel, and Resort Desk Clerks • Baristas • Dining Room and Cafeteria Attendants and Bartender Helpers | <ul style="list-style-type: none"> • Customer Service • Scheduling • Cleaning • Guest Services • Cooking • Food Preparation • Cash Handling • Sales • Budgeting • Customer Checkout |

Source: Burning Glass, Labor Insight.
 Note: Hospitality and tourism = NAICS 71-72.

Exhibit 17. Hospitality and tourism jobs postings detail, Far North subregion, March 18, 2022–June 15, 2022 (n = 869 jobs postings)

| Top 10 Employers | Top 10 Occupations | Top 10 Specialized Skills |
|---|--|--|
| <ul style="list-style-type: none"> • Burger King • Starbucks Coffee Company • Rolling Hills Casino • Taco Bell • Colusa Casino Resort • Gold Country Casino Resort • Feather Falls Casino • Buffalo Wild Wings • Jack in the Box • Domino’s Pizza | <ul style="list-style-type: none"> • Cooks, Restaurant • Food Service Managers • Combined Food Preparation and Serving Workers, Including Fast Food • Customer Service Representatives • Waiters and Waitresses • First-Line Supervisors of Food Preparation and Serving Workers • Hotel, Motel, and Resort Desk Clerks • Baristas • Dishwashers • Maids and Housekeeping Cleaners | <ul style="list-style-type: none"> • Customer Service • Cooking • Food Preparation • Guest Services • Cash Handling • Scheduling • Cleaning • Budgeting • Repair • Restaurant Management |

Source: Burning Glass, Labor Insight.
 Note: Hospitality and tourism = NAICS 71-72.

Manufacturing

Exhibit 18. Manufacturing jobs postings details, Greater Sacramento (North) subregion, March 18, 2022–June 15, 2022 (n = 6,232 jobs postings)

| Top 10 Employers | Top 10 Occupations | Top 10 Specialized Skills |
|---|--|--|
| <ul style="list-style-type: none"> Intel Corporation Siemens Northrop Grumman General Motors Danaher Corporation PepsiCo, Inc. Hewlett Packard Enterprise (HPE) Nvidia Corporation Cepheid Mitsubishi | <ul style="list-style-type: none"> Software Developers, Applications Sales Representatives, Wholesale and Manufacturing, Except Technical and Scientific Products Managers, All Other Maintenance and Repair Workers, General Production Workers, All Other Computer Systems Engineers/Architects Laborers and Freight, Stock, and Material Movers, Hand Industrial Truck and Tractor Operators Sales Managers Retail Salespersons | <ul style="list-style-type: none"> Vaccination Customer Service Scheduling Repair Sales Budgeting Computer Engineering Project Management Python Quality Assurance and Control |

Source: Burning Glass, Labor Insight.
 Note: Manufacturing = NAICS 31-33.

Exhibit 19. Manufacturing jobs postings details, Far North subregion, March 18, 2022–June 15, 2022 (n = 576 jobs postings)

| Top 10 Employers | Top 10 Occupations | Top 10 Specialized Skills |
|--|---|---|
| <ul style="list-style-type: none"> Mendocino Redwood Company Llc LKQ Corporation PepsiCo, Inc. Bristol-Myers Squibb Spar, Inc. Northrop Grumman Lincare Vintage Wine Estates Keurig Green Mountain, Inc. Cisco Systems, Inc. | <ul style="list-style-type: none"> Merchandise Displayers and Window Trimmers Managers, All Other Industrial Truck and Tractor Operators Production Workers, All Other Sales Representatives, Wholesale and Manufacturing, Except Technical and Scientific Products Millwrights Laborers and Freight, Stock, and Material Movers, Hand Customer Service Representatives Software Developers, Applications Secretaries and Administrative Assistants, Except Legal, Medical, and Executive | <ul style="list-style-type: none"> Forklift Operation Repair Customer Service Merchandising Machinery Scheduling Sales Welding Hand Tools Packaging |

Source: Burning Glass, Labor Insight.
 Note: Manufacturing = NAICS 31-33

Transportation and logistics

Exhibit 20. Transportation and logistics jobs postings detail, Greater Sacramento (North) subregion, March 18, 2022–June 15, 2022 (n = 4,022 jobs postings)

| Top 10 Employers | Top 10 Occupations | Top 10 Specialized Skills |
|---|--|--|
| <ul style="list-style-type: none"> • FedEx • Marten Transport • Afp • O’Reilly Automotive, Inc. • United Parcel Service, Inc. • Napa Auto Parts • Les Schwab Tire Center • Caliber Collision • Western Freight Carrier, Inc. • Advance Auto Parts, Inc. | <ul style="list-style-type: none"> • Heavy and Tractor-Trailer Truck Drivers • Laborers and Freight, Stock, and Material Movers, Hand • Automotive Specialty Technicians • Customer Service Representatives • Driver/Sales Workers • Light Truck or Delivery Services Drivers • Automotive Body and Related Repairers • Secretaries and Administrative Assistants, Except Legal, Medical, and Executive • Sales Representatives, Wholesale and Manufacturing, Except Technical and Scientific Products • Retail Salespersons | <ul style="list-style-type: none"> • Customer Service • Repair • Scheduling • Commercial Driving • Sales • Customer Contact • Auto Repair • Forklift Operation • Retail Industry Knowledge • Lifting Ability |

Source: Burning Glass, Labor Insight.

Note: Transportation and logistics = NAICS 48-49, 4413, 8111.

Exhibit 21. Transportation and logistics jobs postings detail, Far North subregion, March 18, 2022–June 15, 2022 (n = 625 jobs postings)

| Top 10 Employers | Top 10 Occupations | Top 10 Specialized Skills |
|---|---|--|
| <ul style="list-style-type: none"> • Les Schwab Tire Center • Afp • FedEx • United Parcel Service, Inc. • Hsd Trucking, Inc. • O’Reilly Automotive, Inc. • J.B. Hunt Transport, Inc. • First Transit • American Airlines • Cwt Driver Advocates | <ul style="list-style-type: none"> • Heavy and Tractor-Trailer Truck Drivers • Automotive Specialty Technicians • Customer Service Representatives • Secretaries and Administrative Assistants, Except Legal, Medical, and Executive • Tire Repairers and Changers • Light Truck or Delivery Services Drivers • Laborers and Freight, Stock, and Material Movers, Hand • Couriers and Messengers • Postal Service Clerks • Emergency Medical Technicians and Paramedics | <ul style="list-style-type: none"> • Customer Service • Repair • Commercial Driving • Customer Contact • Administrative Support • Sales • Motor Vehicle Operation • Lifting Ability • Global Positioning System (GPS) • Battery Testing and Installation |

Source: Burning Glass, Labor Insight.

Note: Transportation and logistics = NAICS 48-49, 4413, 8111.